



Residential ESS Lithium Battery Wall Mounted Deep Cycle OEM ODM

Our Product Introduction

Basic Information

- Place of Origin: China
- Brand Name: XWELL
- Certification: UN38.3, MSDS, UL, CB, BIS, PSE, GB4943.1 safety standard, CE, FCC, ROHS, battery UN38.3, MSDS, UL, CB, BIS, PSE
- Model Number: XW-2560W
- Minimum Order Quantity: 1 pcs
- Packaging Details: Carton
- Delivery Time: 7-10 working days
- Payment Terms: L/C, D/A, D/P, T/T, Western Union, MoneyGram
- Supply Ability: 5000 pcs per month



Product Specification

- Standard Charge Voltage: 3.6v
- Internal Impedance: $\leq 0.8m\Omega$
- Nominal Voltage: 3.2V
- Dimension: Width: $135 \pm 1mm$
- Voltage: 40V
- Maximum Discharge Current: 50A
- Max Charge Current: 40A
- Max Discharge Current: 50A
- Highlight: **Residential ESS Lithium Battery, ESS Lithium Battery OEM, home lithium battery ODM**

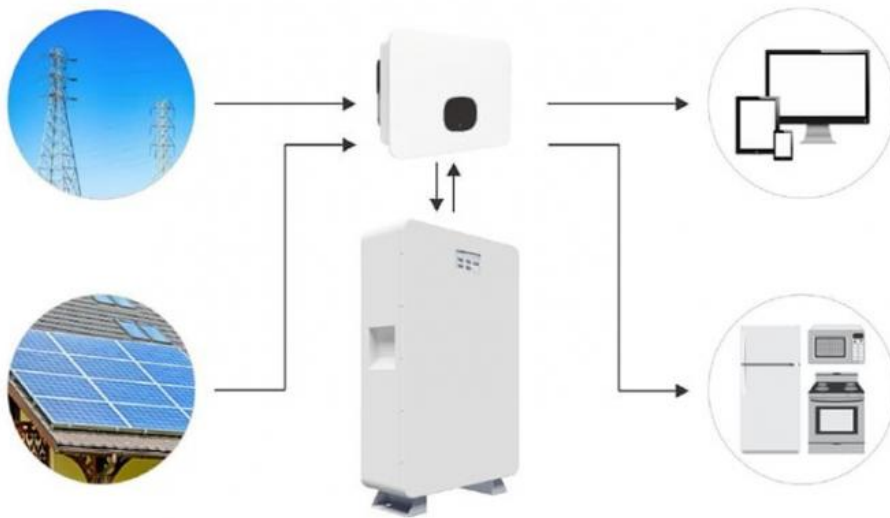
Product Description

ESS Lithium Battery Voltage Range 2.5-3.65V Customized Oem Odm Deep Cycle Home Battery Description

The ESS Lithium Battery Voltage is a perfect wall-mounted solarenergy lithium battery for residential home use Built-in with High-Quality LiFePO4 large capacitycells. It ensures a long cycle life of the battery system. The designed BMS is verified to be compatible with different brands of invertershybrid on grid&off grid or off grid.



Connection diagram



Home Energy Storage System Specification

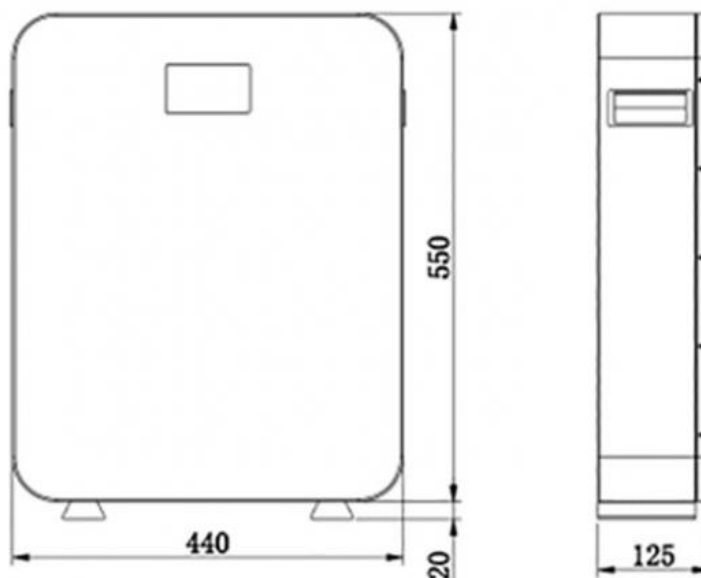
| No. | Item | General Parameter | Remark |
|-----|-----------------------------|---------------------------------|--|
| 1 | Material system | Lithium iron phosphate | / |
| 2 | Typical Capacity | 50Ah | 0.5C Standard discharge |
| 3 | Operating voltage range | 2.5~3.65V | / |
| 4 | Nominal Voltage | 3.2V | Mean Operation Voltage |
| 5 | Standard Charge Voltage | 3.6V | By standard charge method |
| 6 | Internal Impedance | $\leq 0.8\text{m}\Omega$ | 1kHz 2%SOC |
| 7 | Dimension | Thickness: $\leq 37.5\text{mm}$ | Initial Dimension |
| | | Width: $135\pm 1\text{mm}$ | |
| | | Height: $192\pm 1\text{mm}$ | |
| 8 | Weight | $\leq 2.03\text{ Kg}$ | |
| 9 | Standard charge current | 0.5C | 0.5C constant current, 3.65V constant voltage charge to 3.65V, continue charging till current decline to $\leq 0.05\text{C}$ |
| 10 | Maximum Charging Current | 50 A | 25 ± 2 |
| 11 | Standard discharge Current | 0.5C | 25 ± 2 |
| 12 | Maximum discharge current | 50 A | 25 ± 2 |
| 13 | Maximum Discharging Current | 100A(2C) | 25 , 50%SOC, 30s |

Home Energy Storage System
Operation Pannel



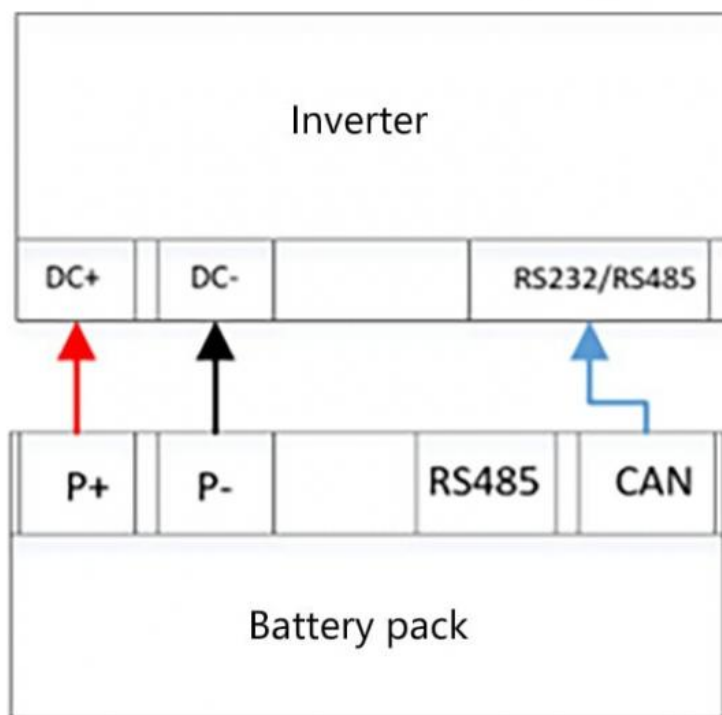
- ① Output negative pole
- ② Output positive pole
- ③ RS232 communication port (software update)
- ④ RS485/CAN communication port (communicate with inverter)
- ⑤ Switches for address

Home Energy Storage System Size



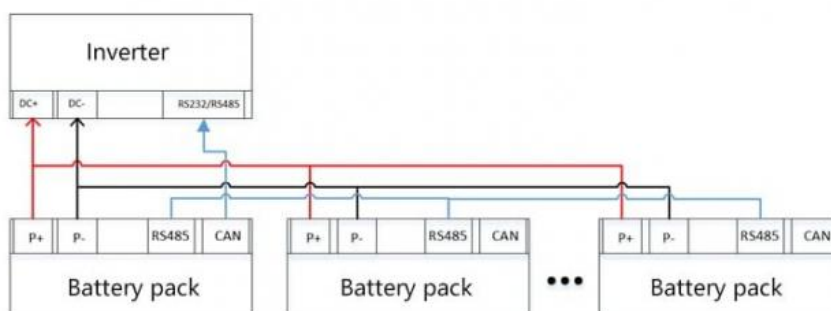
Home Energy Storage System Single Battery Pack Wiring Diagram

Single battery pack wiring diagram



Home Energy Storage System Parallels Connection Wiring Diagram

Parallel connection wiring diagram of multiple battery packs



FAQ

Q: What is your MOQ?

A: There is no MOQ and we also support a sample service.

Q: How about the payment terms?

A: T/T, Paypal, Wire Transfer and Online Transfer are all acceptable.

Q: Is the battery kit equipped with BMS?

A: Yes, our battery kit comes complete with the BMS and all the accessories needed to assemble the battery pack. Customers can assemble their own battery packs if they have enough batteries.

Q: What options are available for the BMS that comes with the battery kit?

A: 100A/150A/200A BMS are available for customers to choose.

Q: What are the advantages of your battery kits?

A: Our kits have the following advantages:

Stackable

External port can pass 250A current individually

The internal BMS is compatible with CAN and RS485 communication and can communicate with a wide range of inverters without complex commissioning

The PCB boards are soldered with the corresponding wires for the customer to assemble in order

The external LCD display shows the basic parameters

The side clamping plates apply pressure to the battery for better clamping

Equipped with a weak switch for greater safety

Complimentary 485 adapter cable for connection to the PC

Q: What is the shipping time limit for battery kit?

A: The transit time is approximately 35-38 business days.

Q: What should I do when I receive the battery kits?

A: First open the box when you sign for it to check that the contents have not been damaged in transit, and then double check that the battery kit is complete with all the accessories.

Q: Why has my logistics information not been updated?

A: The goods will be shipped by UPS or a local shipping company, but due to the tedious process of shipping across borders, the logistics information will not be updated for a while until the goods arrive in your country. It is only when the goods are picked up by the local carrier and ready for dispatch that the logistics status will be updated accordingly.

feature

1. Smart and simple

RS485/CANBUS/Bluetooth available, supporting remote monitoring, compatible with global mainstream inverters

2. Lifepo4 battery has become the main choice of energy storage battery due to its excellent safety,

3. long cycle life, abundant metal resources,

4. low cost and environmental protection.



+86 18620492985



sales@esslithiumbattery.com



esslithiumbattery.com

Room 322, Building 3, No. 801, Qiaoxing Avenue, Xiaoluo Village, Shatou Street, Panyu District, Guangzhou,
China